

# PORTFOLIOMETRIX ACTIVE INCOME PRESCIENT AMETF (PMXINC)

STRATEGY PROFILE AND MARKET UPDATE

December 2025



## MARKET UPDATE AND OUTLOOK – DECEMBER 2025

The **PMXINC Active Income ETF** returned **+18.8% in 2025**, significantly outperforming peers (+11.0%) and cash (+7.5%).

### MARKET & ECONOMIC HIGHLIGHTS:

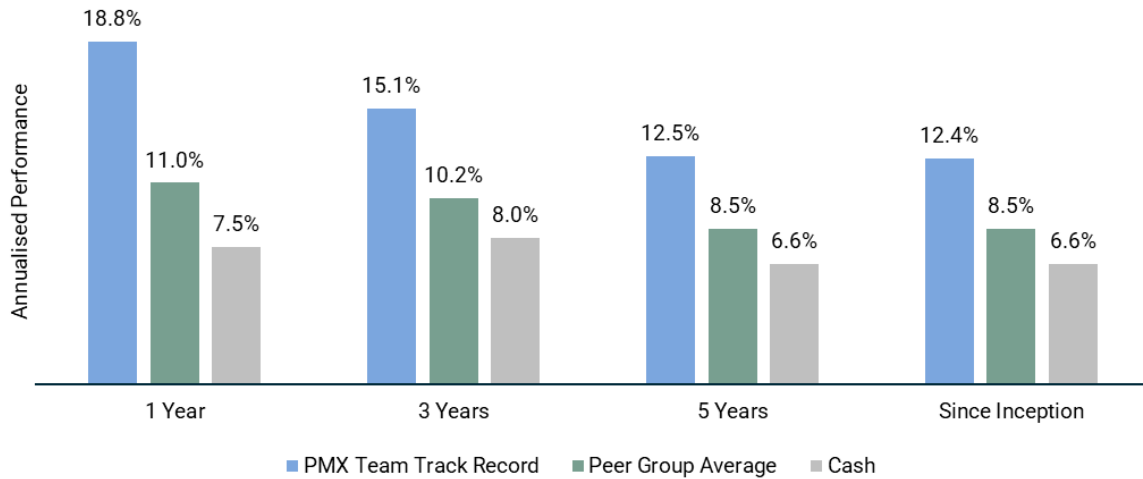
2025 was a remarkably good year for SA fixed income and markets in general. Despite the turmoil and uncertainty created by Trump's "Liberation Day" tariff shocks, markets recovered and ended the year strongly. Investors that held their nerve in April were handsomely rewarded.

A range of positive local factors were supported by strong global headwinds, resulting in a positive environment for SA bonds:

- **ZAR and Inflation:** Higher precious metal prices (especially gold and platinum) and subdued oil prices resulted in an improved terms of trade and contributed to a stronger ZAR. This in turn helped maintain SA inflation at lower levels, which remains an important consideration for investors.
- **Attractive Real Yields:** Low and stable inflation combined with high real yields provided investors with an attractive investment opportunity with relatively low risk.
- **SARB Policy Direction:** The SARB's signalled intention to reduce its inflation target to 3% was viewed positively by economists and investors. The SARB also reduced the repo rate to 6.75% in November and updated its projections, acknowledging that improved inflation dynamics and the lower inflation objective can support a lower rates path over time. While guidance remained firmly data-dependent and growth expectations are still modest, the policy tone is incrementally more supportive for duration—particularly if disinflation persists and fiscal funding pressure continues to ease.
- **SA Recovery & Reform Agenda:** Following South Africa's removal from the FATF grey list, the improving narrative stayed in focus and gained additional traction with SA's sovereign rating upgrade by S&P—its first in roughly two decades. Reforms remain incremental rather than a step-change, but the combination of ratings momentum, clearer fiscal signalling, and a stronger commitment to lower inflation has improved the confidence backdrop and helped underpin demand for South African debt.
- **Global Rate Cuts:** The global monetary easing cycle began in 2024 and is likely to continue into 2026 as early indications suggest a stable but lower growth environment going forward, with risk to the downside.
- **Foreign Investors:** Foreign investors recognised these positive factors and provided a vote of confidence by significantly increasing their holdings of SA bonds.

### PORTFOLIO UPDATES

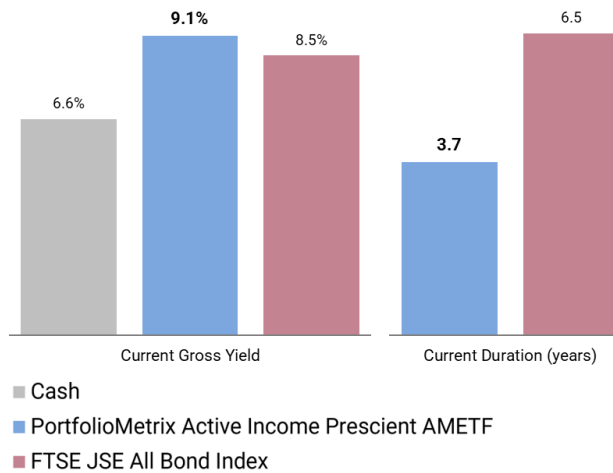
- We have maintained our bias to longer-dated fixed-rate bonds, which has significantly benefitted investors as SA bonds have continued to outperform.
- Real yields on various instruments remain attractive at current levels but markets remain uncertain and the portfolio is positioned to take advantage of opportunities should unforeseen weakness occur.
- The fund's **current gross yield\* of 9.1% remains high** relative to short and long-term expectations for cash and inflation.



The PortfolioMetrix Team Track Record is the composite of similar fixed income mandates managed since December 2020. Details of this performance track record are available upon request. All performance is on a Net of Fees basis. Data longer than a period of one year has been annualised, unless otherwise stated. Source: Morningstar, PortfolioMetrix.

## ETF POSITIONING

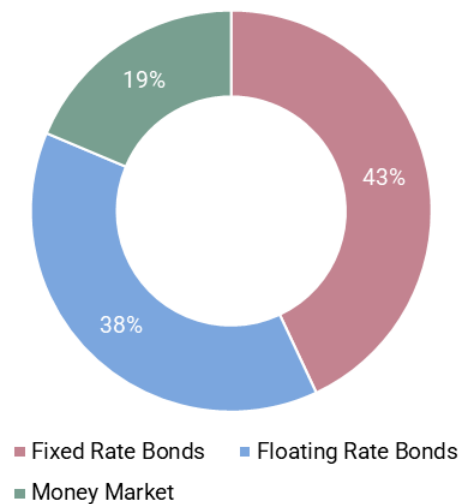
- The ETFs gross current yield\* of 9.1% remains attractive in both absolute terms and relative to cash and the All-Bond Index.
- The aggregate duration is currently 3.7, which indicates an interest rate volatility of less than two thirds of the All-Bond Index, which has a current duration of 6.5 years.
- We are confident that the fund is well positioned to provide investors with returns above cash and inflation over the medium-term and into the future.



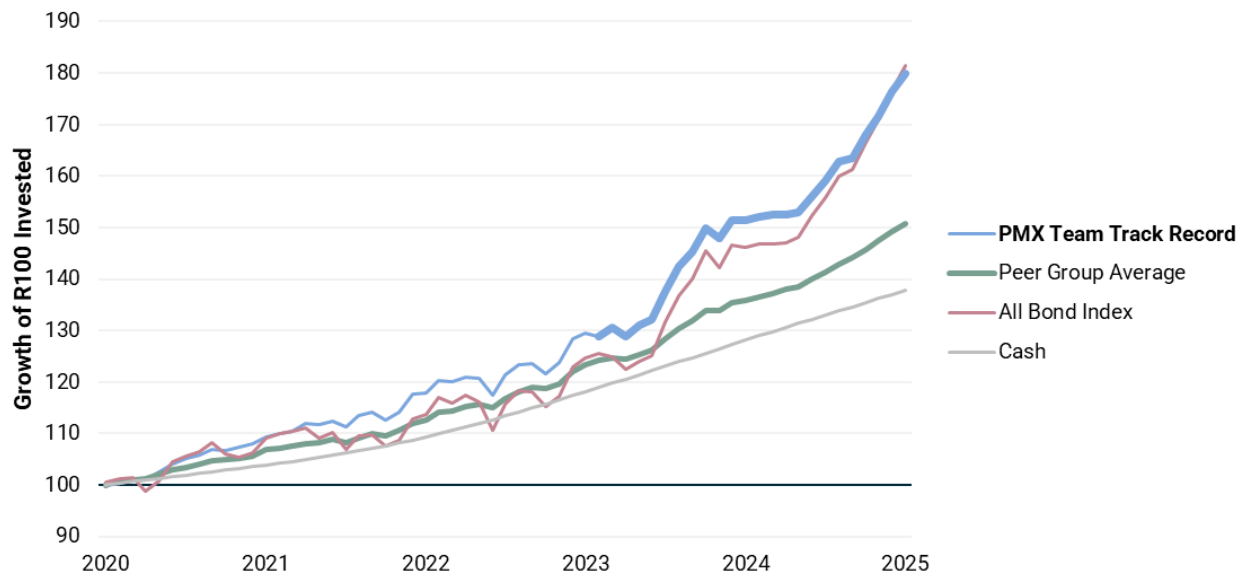
\*The indicated current gross yield is indicative and fluctuates daily and therefore not guaranteed. As of 2025/12/31.  
Source: JSE, PortfolioMetrix

## ASSET ALLOCATION

- More than half of the portfolio is invested in money market and floating-rate instruments, which continue to benefit from current high interest rates.
- The fixed rate bond exposure of approximately 43% is providing high yields for investors by locking in rates at current high levels.
- We continue to maintain a high level of liquidity in the fund to be able to manage risk in a volatile market environment and take advantage of attractive investment opportunities as they present themselves.



## PERFORMANCE TRACK RECORD



December 2025	PMX Team Track Record	Peer Group Average	All Bond Index	Cash
1 Month	1.9%	1.0%	2.7%	0.6%
3 Months	7.0%	3.4%	9.0%	1.8%
6 Months	13.1%	6.7%	16.5%	3.6%
YTD	18.8%	11.0%	24.2%	7.5%
1 Year	18.8%	11.0%	24.2%	7.5%
3 Years	15.1%	10.2%	16.9%	8.0%
5 Years	12.5%	8.5%	12.5%	6.6%
Since Inception	12.4%	8.5%	12.6%	6.6%
Cumulative Since Inception	79.9%	50.8%	81.5%	37.8%

The PortfolioMetrix Team Track Record is the composite of a similar fixed income mandate, the PortfolioMetrix BCI Dynamic Income Fund A, managed since December 2020, identified in the performance chart as a thin-weight timeseries. Thereafter, the performance is the live PMXINC performance, identified by a thick-weight time series. Details of this performance track record are available upon request. All performance is on a Net of Fees basis. Data longer than a period of one year has been annualised, unless otherwise stated. Source: Morningstar, PortfolioMetrix.

## PORTFOLIOMETRIX FIXED INCOME TEAM

- An experienced Fund Management team with a multiple award-winning track record.
- The team works closely with the global PortfolioMetrix Asset Management team that collectively manages more than R100bn in assets under management.



**PHILIP BRADFORD, CFA®**



**LIAM DAWSON, CFA®**



**RICCARDO PERETTI, CFA®**

**FUND OBJECTIVE AND SUITABILITY**

- To provide a high level of income for investors with a focus on capital preservation.
- The fund is suitable for low-to-moderate risk investors with an investment horizon of 12 months and longer.

**DYNAMIC MANDATE**

- The team manages the fund by dynamically investing across the broad universe of income generating investments, whilst actively managing the risk.
- The fund provides investors with diversified exposure to conservative, high income yielding investments typically only accessible by large institutional investors.
- We aim to generate a similar return to the ALBI with less volatility.
- The fund does not have exposure to equity, property, or foreign exchange risk.
- The fund is Regulation 28 compliant.

## DISCLAIMERS

This portfolio operates as a white label fund under the Prescient ETF Scheme, which is governed by the Collective Investment Schemes Control Act (No.45 of 2002) (CISCA).

Exchange traded funds (ETFs) are listed on an exchange and may incur additional costs. ETFs vs Unit Trusts: Whilst both unit trusts and ETFs are regulated and registered under CISCA as Collective Investment Schemes (CISs), ETFs trade on stock exchanges just like any other listed, tradable security. Unlike a unit trust, which can be bought or sold only at the end of the trading day, an ETF can be traded intraday, during exchange trading hours.

CISs are traded at the ruling price and can engage in scrip lending and borrowing. The portfolio may borrow up to 10% of its net assets on a temporary basis. Such borrowings are permitted only to meet the portfolio's obligations in relation to the administration of the portfolio relating to purchase or sale transactions, and/or the redemption or cancellation of participatory interests in the portfolio. Borrowings in relation to the administration of purchase or sale transactions are permitted for a period of up to 8 calendar days, while borrowings for redemption or cancellation of participatory interests are limited to a period of 61 calendar days. A CIS may be closed to new investors in order for it to be managed more efficiently in accordance with its mandate.

CIS prices are calculated on a net asset value (NAV) basis, which is the total market value of all assets in the portfolio including any income accruals and less any deductible expenses such as audit fees, brokerage, and service fees. Forward pricing is used.

Investment performance, including bond yields, is for illustrative purposes only and has been calculated using net NAV to NAV numbers with income reinvested. Where a current yield has been included for Funds that derive its income primarily from interest bearing income, the yield is a weighted average yield of all underlying interest-bearing instruments as at the last day of the month. This yield is subject to change as market rates and underlying investments change. Actual investment performance of the portfolio and the investor will differ depending on the initial fees applicable, the actual investment date, and the date of reinvestment of income, as well as dividend withholding tax.

The Fund's Total Expense Ratio (TER) reflects the percentage of the average NAV of the portfolio that was incurred as charges, levies and fees related to the management of the portfolio. A higher TER does not necessarily imply a poor return, nor does a low TER imply a good return. The current TER should not be regarded as an indication of future TER's. During the phase in period TER's do not include information gathered over a full year. Transaction Costs (TC) is the percentage of the value of the Fund incurred as costs relating to the buying and selling of the Fund's underlying assets. Transaction costs are a necessary cost in administering the Fund and impacts Fund returns. It should not be considered in isolation as returns may be impacted by many other factors over time including market returns, the type of Fund, investment decisions of the investment manager and the TER.

A schedule of fees, charges and maximum commissions is available on request from the Manager. The Manager retains full legal responsibility for any third party named portfolio. Where foreign securities are included in a portfolio there may be potential constraints on liquidity and the repatriation of funds, macroeconomic risks, political risks, foreign exchange risks, tax risks, settlement risks, and potential limitations on the availability of market information. The investor acknowledges the inherent risk associated with the selected investments and that there are no guarantees.

For any additional information such as fund prices, brochures and application forms please go to [www.prescient.co.za](http://www.prescient.co.za).

©2025 Morningstar. All Rights Reserved. The information contained herein: (1) is proprietary to Morningstar and/or its content providers; (2) may not be copied or distributed; and (3) is not warranted to be accurate, complete or timely. Neither Morningstar nor its content providers are responsible for any damages or losses arising from any use of this information. Past performance is no guarantee of future results.