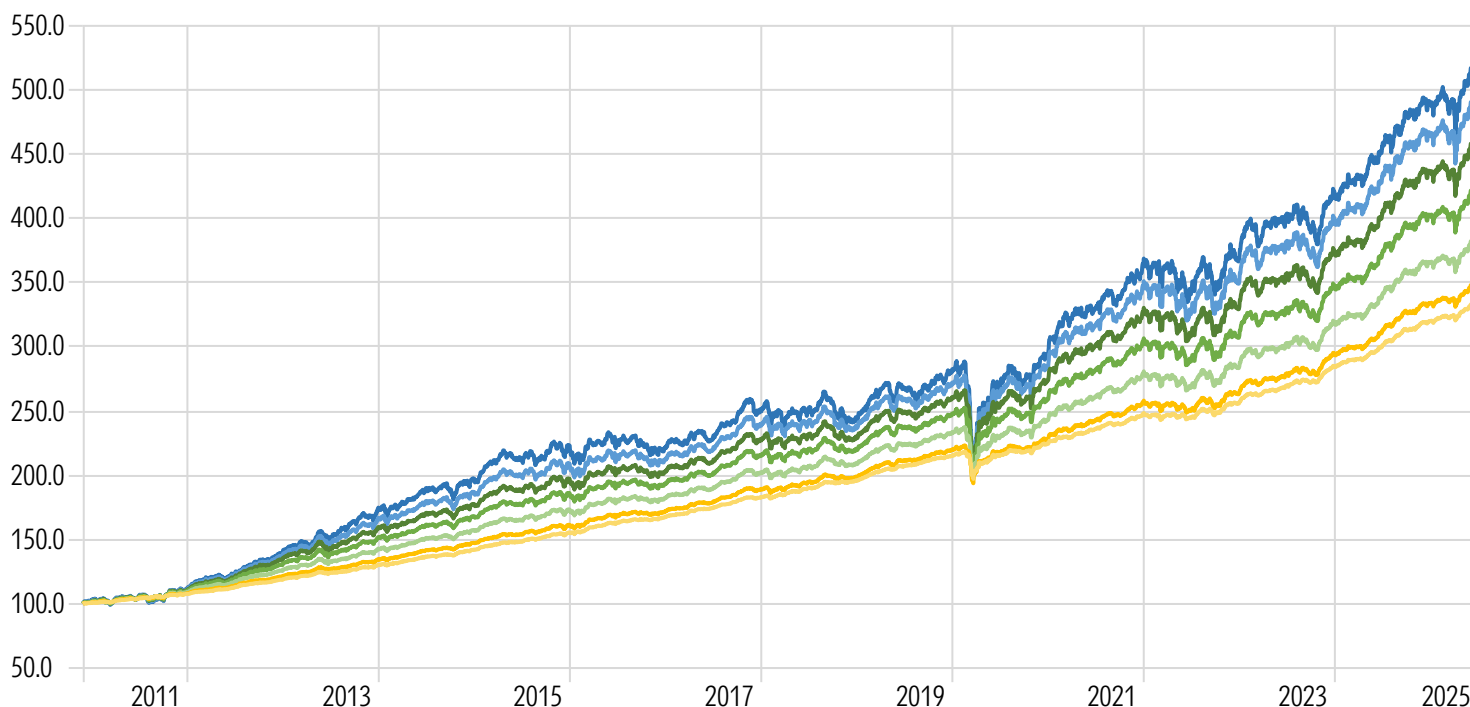


As of 30/06/2025

Performance Standard Approach, SA Domiciled Portfolios

PortfolioMetrix - Prudential Guidelines (Regulation 28 Compliant)

Time Period: 01/12/2010 to 30/06/2025



PMX Reg 28 Profile 1
 PMX Reg 28 Profile 2
 PMX Reg 28 Profile 3
 PMX Reg 28 Profile 4
 PMX Reg 28 Profile 5
 PMX Reg 28 Profile 6
 PMX Reg 28 Profile 7

Model Name (URS: Universal Risk Score)

	Risk	Cumulative Return	Annualised Return
PortfolioMetrix Profile 1 (URS: 17)	2.7	235.6	8.7
PortfolioMetrix Profile 2 (URS: 23)	3.9	251.0	9.0
PortfolioMetrix Profile 3 (URS: 31)	5.1	285.6	9.7
PortfolioMetrix Profile 4 (URS: 40)	6.5	325.6	10.4
PortfolioMetrix Profile 5 (URS: 48)	7.6	362.4	11.1
PortfolioMetrix Profile 6 (URS: 56)	8.6	394.8	11.6
PortfolioMetrix Profile 7 (URS: 100)	9.8	421.1	12.0

Profile: A fully investable model portfolio designed to target a prospectively defined level of risk. A Universal Risk Score (URS) represents a static point on the risk continuum based on the PortfolioMetrix's Regulation 28 compliant approach on the Ninety One Platform. Performance reasonably reflects returns achieved for clients in any of these profiles after all asset management fees (fund TICs and the PortfolioMetrix fee), platform and advice fees are not included. Returns for clients not invested in these profiles will depend on their actual model portfolio characteristics including risk target.

DISCLAIMER: This document is only for professional financial advisers, their clients and their prospective clients. The information given here is for information purposes only and is not intended to constitute financial, legal, tax, investment or other professional advice. It should not be relied upon as such and PortfolioMetrix cannot accept any liability for loss for doing so. Any forecasts, expected future returns or expected future volatilities are not guaranteed and should not be relied upon. **The value of investments, and the income from them, can go down as well as up, and you may not recover the amount of your original investment. Past performance is not a reliable indicator of future performance.** Portfolio holdings and asset allocation can change at any time without notice. PortfolioMetrix Asset Management SA (Pty) Ltd is an Authorised Financial Services Provider in South Africa. Full calculation methodology available on request.

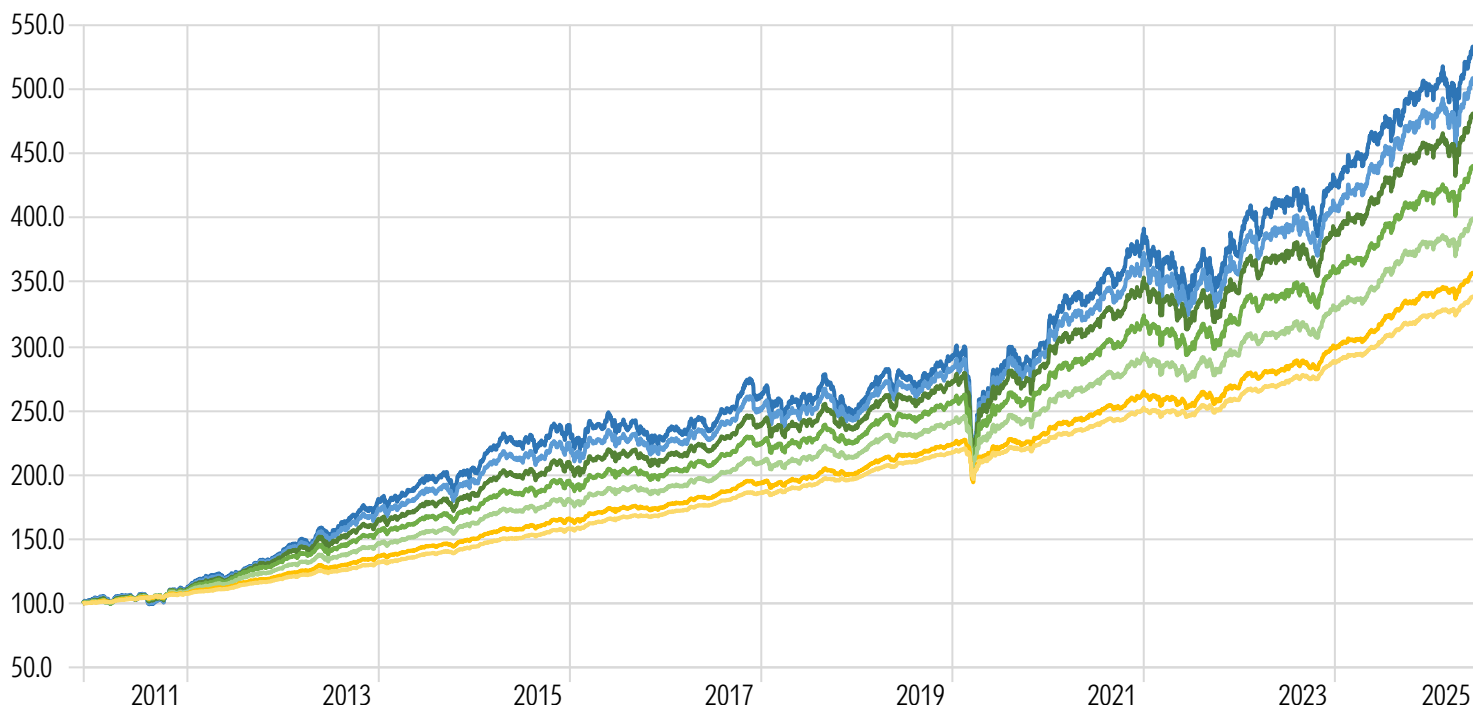
PORTFOLIOMETRIX

As of 30/06/2025

Performance Standard Approach, SA Domiciled Portfolios

PortfolioMetrix - Discretionary

Time Period: 01/12/2010 to 30/06/2025



PMX Discretionary Profile 1
 PMX Discretionary Profile 2
 PMX Discretionary Profile 3
 PMX Discretionary Profile 4
 PMX Discretionary Profile 5
 PMX Discretionary Profile 6
 PMX Discretionary Profile 7

Model Name (URS: Universal Risk Score)

	Risk	Cumulative Return	Annualised Return
PortfolioMetrix Profile 1 (URS: 19)	3.1	240.7	8.8
PortfolioMetrix Profile 2 (URS: 26)	4.4	259.6	9.2
PortfolioMetrix Profile 3 (URS: 36)	5.8	302.0	10.0
PortfolioMetrix Profile 4 (URS: 46)	7.3	343.1	10.7
PortfolioMetrix Profile 5 (URS: 56)	8.7	383.5	11.4
PortfolioMetrix Profile 6 (URS: 65)	9.9	410.1	11.8
PortfolioMetrix Profile 7 (URS: 100)	11.3	433.7	12.2

Profile: A fully investable model portfolio designed to target a prospectively defined level of risk. A Universal Risk Score (URS) represents a static point on the risk continuum based on the PortfolioMetrix's Regulation 28 compliant approach on the Ninety One Platform. Performance reasonably reflects returns achieved for clients in any of these profiles after all asset management fees (fund TICs and the PortfolioMetrix fee), platform and advice fees are not included. Returns for clients not invested in these profiles will depend on their actual model portfolio characteristics including risk target.

DISCLAIMER: This document is only for professional financial advisers, their clients and their prospective clients. The information given here is for information purposes only and is not intended to constitute financial, legal, tax, investment or other professional advice. It should not be relied upon as such and PortfolioMetrix cannot accept any liability for loss for doing so. Any forecasts, expected future returns or expected future volatilities are not guaranteed and should not be relied upon. **The value of investments, and the income from them, can go down as well as up, and you may not recover the amount of your original investment. Past performance is not a reliable indicator of future performance.** Portfolio holdings and asset allocation can change at any time without notice. PortfolioMetrix Asset Management SA (Pty) Ltd is an Authorised Financial Services Provider in South Africa. Full calculation methodology available on request.

PORTFOLIOMETRIX

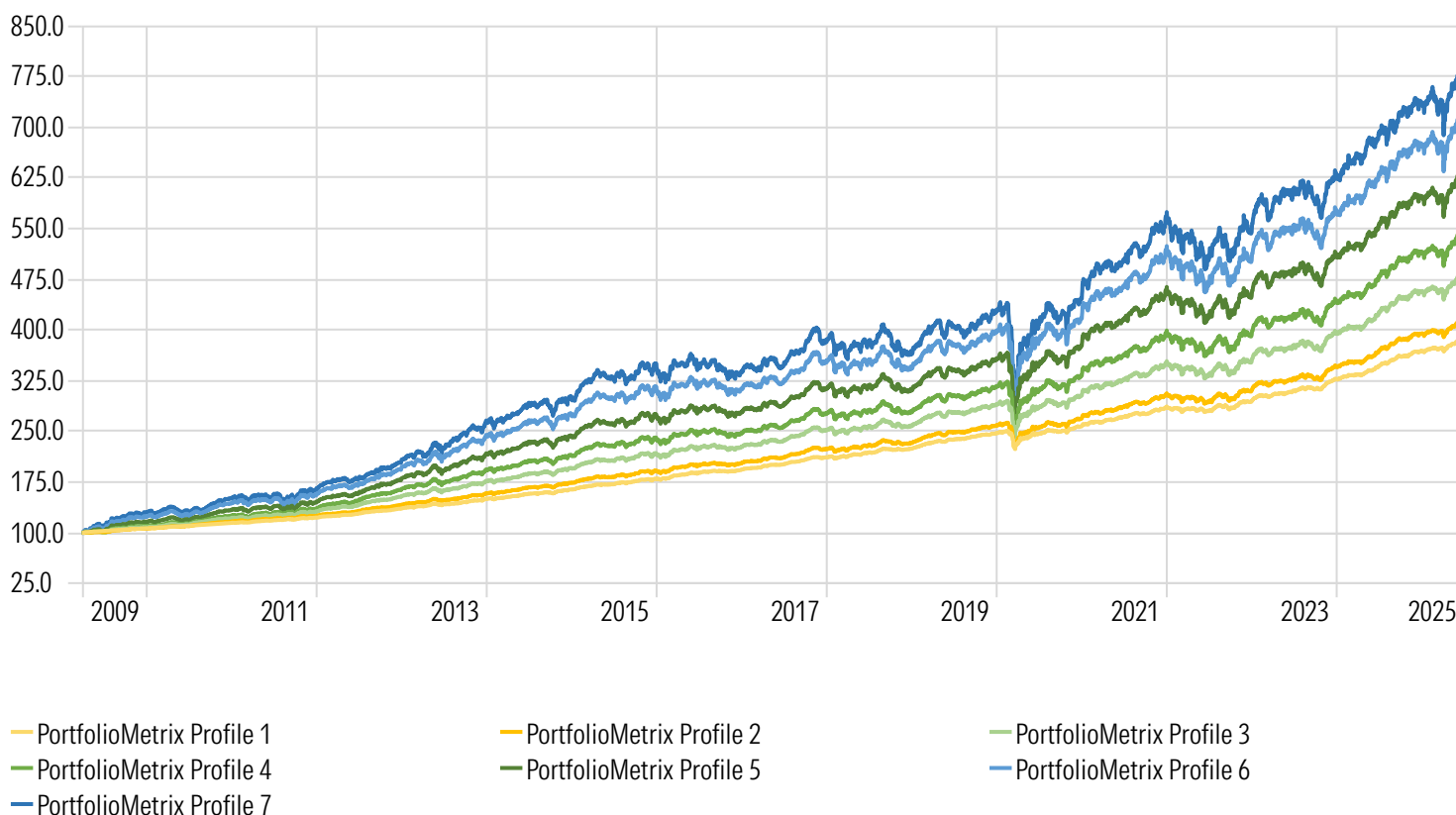
As of 30/06/2025

Performance Standard Approach, SA Domiciled Portfolios

PortfolioMetrix - Consolidated Track Record

Until April 2010, Brandon Zietsman was CIO at Absa Wealth and architect of the Core Portfolio range (launched April 2009). Portfoliomatrix portfolios were launched at the end of November 2010. During the period 01/04/2010 to 01/12/2010, all asset allocation inputs to Absa Wealth's Core Portfolios were outsourced to PortfolioMetrix. Mandates and risk scores in this comparison across the ABSA and PMX portfolios are identical. Data Source: Absa Wealth Ltd. (with permissions and thanks)

Time Period: 02/04/2009 to 30/06/2025



Model Name (URS: Universal Risk Score)

	Risk	Cumulative Return	Annualised Return
PortfolioMetrix Profile 1	3.0	282.7	8.7
PortfolioMetrix Profile 2	4.2	315.0	9.2
PortfolioMetrix Profile 3	5.6	381.5	10.2
PortfolioMetrix Profile 4	7.1	446.2	11.1
PortfolioMetrix Profile 5	8.6	530.6	12.1
PortfolioMetrix Profile 6	10.0	606.6	12.9
PortfolioMetrix Profile 7	11.4	665.0	13.4

Profile: A fully investable model portfolio designed to target a prospectively defined level of risk. A Universal Risk Score (URS) represents a static point on the risk continuum based on the PortfolioMetrix's Regulation 28 compliant approach on the Ninety One Platform. Performance reasonably reflects returns achieved for clients in any of these profiles after all asset management fees (fund TICs and the PortfolioMetrix fee), platform and advice fees are not included. Returns for clients not invested in these profiles will depend on their actual model portfolio characteristics including risk target.

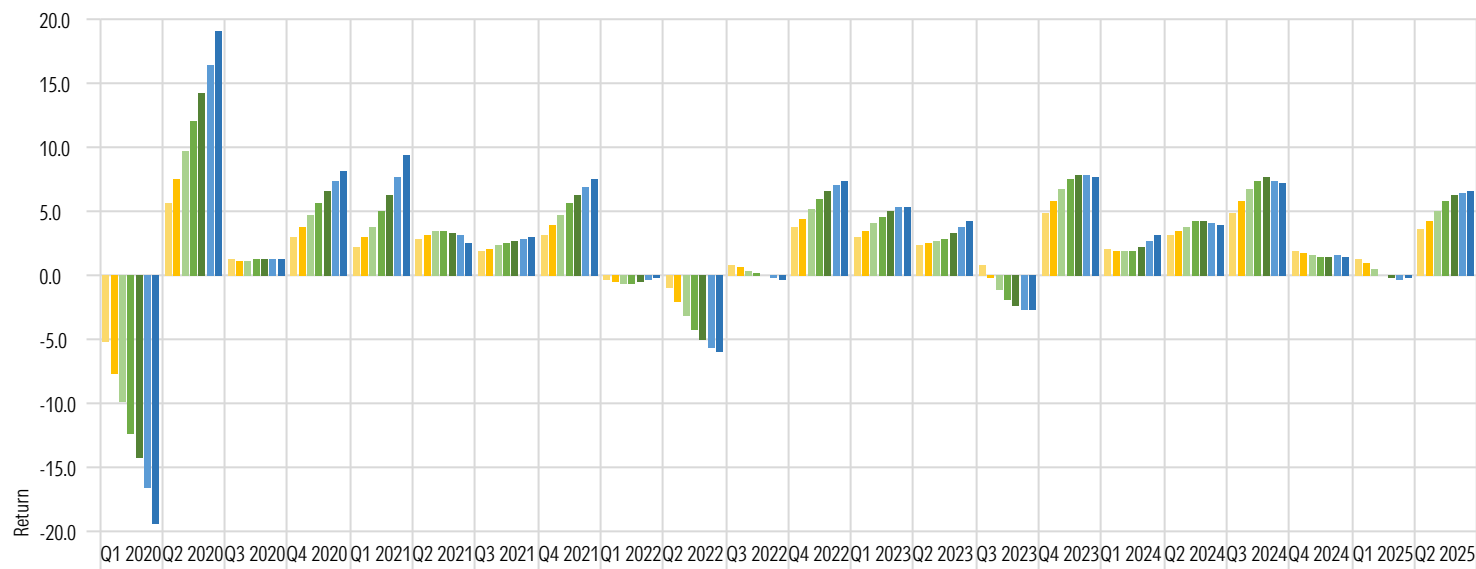
DISCLAIMER: This document is only for professional financial advisers, their clients and their prospective clients. The information given here is for information purposes only and is not intended to constitute financial, legal, tax, investment or other professional advice. It should not be relied upon as such and PortfolioMetrix cannot accept any liability for loss for doing so. Any forecasts, expected future returns or expected future volatilities are not guaranteed and should not be relied upon. **The value of investments, and the income from them, can go down as well as up, and you may not recover the amount of your original investment. Past performance is not a reliable indicator of future performance.** Portfolio holdings and asset allocation can change at any time without notice. PortfolioMetrix Asset Management SA (Pty) Ltd is an Authorised Financial Services Provider in South Africa. Full calculation methodology available on request.

PORTFOLIOMETRIX

As of 30/06/2025

Performance Standard Approach, SA Domiciled Portfolios

PortfolioMetrix - Regulation 28 Quarterly Comparison



PMX Reg 28 Profile 1

PMX Reg 28 Profile 4

PMX Reg 28 Profile 7

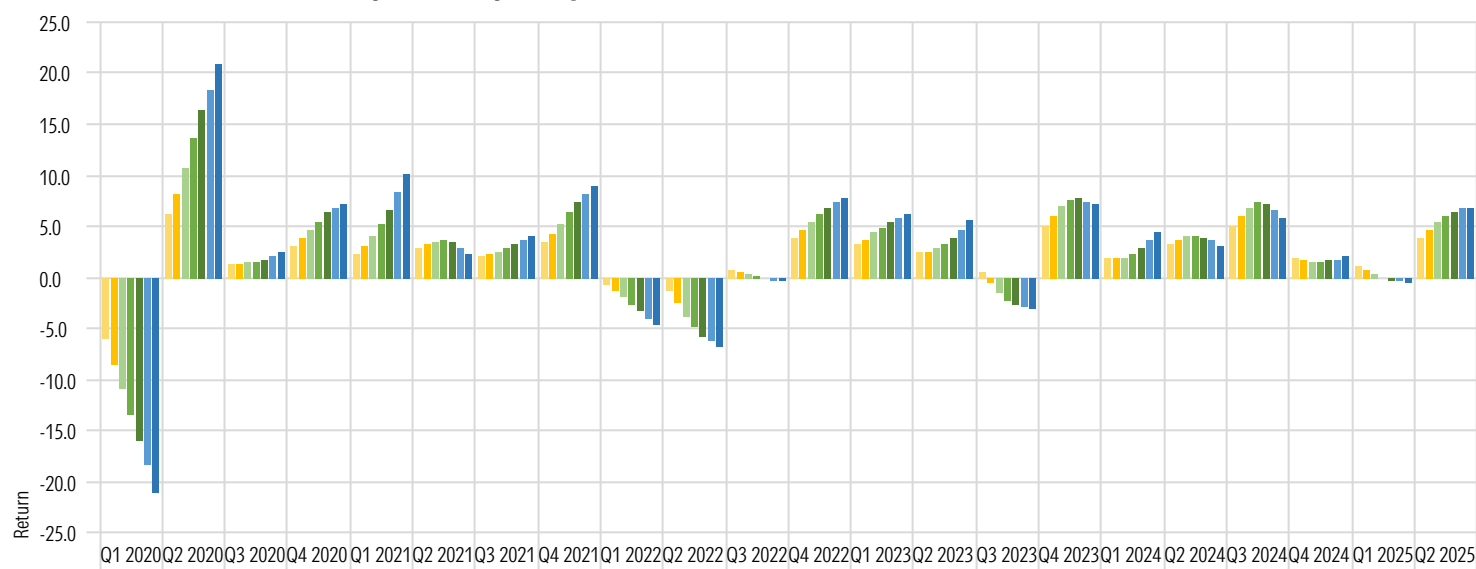
PMX Reg 28 Profile 2

PMX Reg 28 Profile 5

PMX Reg 28 Profile 3

PMX Reg 28 Profile 6

PortfolioMetrix - Discretionary Quarterly Comparison



PMX Discretionary Profile 1

PMX Discretionary Profile 4

PMX Discretionary Profile 7

PMX Discretionary Profile 2

PMX Discretionary Profile 5

PMX Discretionary Profile 3

PMX Discretionary Profile 6

Note: Quarterly Performance prior to 2020 is available on request

DISCLAIMER: This document is only for professional financial advisers, their clients and their prospective clients. The information given here is for information purposes only and is not intended to constitute financial, legal, tax, investment or other professional advice. It should not be relied upon as such and PortfolioMetrix cannot accept any liability for loss for doing so. Any forecasts, expected future returns or expected future volatilities are not guaranteed and should not be relied upon. **The value of investments, and the income from them, can go down as well as up, and you may not recover the amount of your original investment. Past performance is not a reliable indicator of future performance.** Portfolio holdings and asset allocation can change at any time without notice. PortfolioMetrix Asset Management SA (Pty) Ltd is an Authorised Financial Services Provider in South Africa. Full calculation methodology available on request.

PORTFOLIOMETRIX

As of 30/06/2025

Performance Standard Approach, SA Domiciled Portfolios

PortfolioMetrix - Periodic Performance

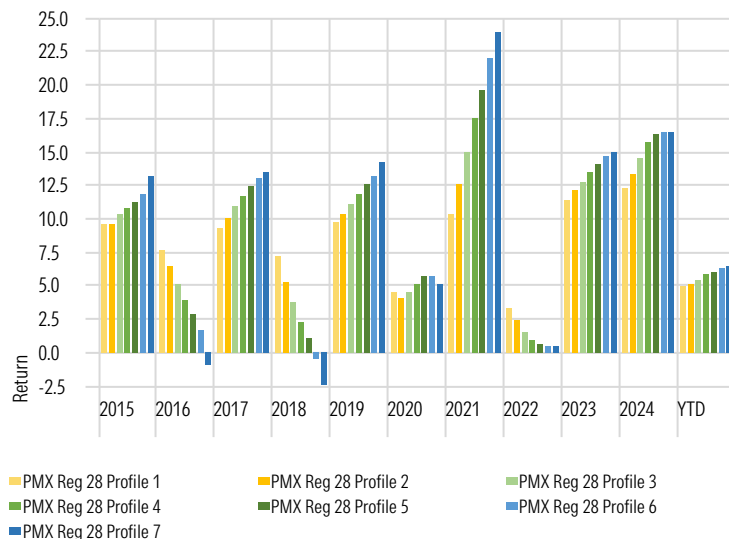
PortfolioMetrix - Regulation 28 Compliant Portfolios

	1 Month	3 Month	6 Month	1 Year	3 Year	5 Year	7 Year	10 Year	Since Inception
PMX Reg 28 Profile 1	1.3	3.6	4.9	12.1	11.1	9.3	8.5	8.5	8.7
PMX Reg 28 Profile 2	1.5	4.2	5.1	13.1	11.9	10.0	8.8	8.6	9.0
PMX Reg 28 Profile 3	1.8	5.0	5.4	14.2	12.8	10.9	9.3	8.9	9.7
PMX Reg 28 Profile 4	2.0	5.7	5.8	15.2	13.7	11.9	9.9	9.2	10.4
PMX Reg 28 Profile 5	2.0	6.2	6.0	15.7	14.4	12.7	10.4	9.4	11.1
PMX Reg 28 Profile 6	1.9	6.5	6.2	15.7	14.8	13.5	10.8	9.5	11.6
PMX Reg 28 Profile 7	1.8	6.6	6.4	15.6	15.0	14.2	11.0	9.4	12.0

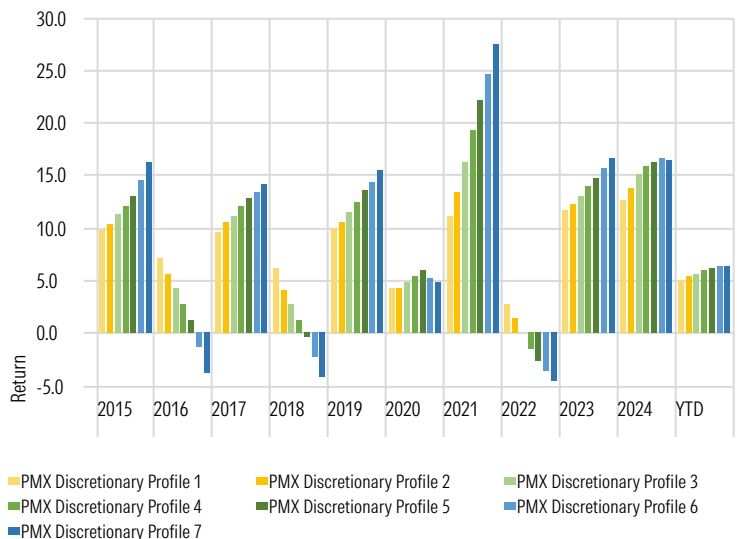
PortfolioMetrix - Discretionary Portfolios

	1 Month	3 Month	6 Month	1 Year	3 Year	5 Year	7 Year	10 Year	Since Inception
PMX Discretionary Profile 1	1.4	3.8	5.0	12.4	11.4	9.5	8.5	8.5	8.8
PMX Discretionary Profile 2	1.6	4.5	5.3	13.5	12.3	10.2	8.9	8.6	9.2
PMX Discretionary Profile 3	1.9	5.4	5.7	14.6	13.3	11.1	9.4	8.9	10.0
PMX Discretionary Profile 4	2.0	6.0	5.9	15.4	14.1	12.0	10.0	9.1	10.7
PMX Discretionary Profile 5	2.0	6.4	6.1	15.6	14.8	12.8	10.4	9.3	11.4
PMX Discretionary Profile 6	1.8	6.7	6.4	15.4	15.4	13.4	10.6	9.2	11.8
PMX Discretionary Profile 7	1.7	6.8	6.3	14.9	15.7	14.0	10.8	9.1	12.2

PortfolioMetrix Regulation 28 Compliant Profiles



PortfolioMetrix Discretionary Profiles



Note: Calendar performance prior to 2015 is available on request

DISCLAIMER: This document is only for professional financial advisers, their clients and their prospective clients. The information given here is for information purposes only and is not intended to constitute financial, legal, tax, investment or other professional advice. It should not be relied upon as such and PortfolioMetrix cannot accept any liability for loss for doing so. Any forecasts, expected future returns or expected future volatilities are not guaranteed and should not be relied upon. **The value of investments, and the income from them, can go down as well as up, and you may not recover the amount of your original investment. Past performance is not a reliable indicator of future performance.** Portfolio holdings and asset allocation can change at any time without notice. PortfolioMetrix Asset Management SA (Pty) Ltd is an Authorised Financial Services Provider in South Africa. Full calculation methodology available on request.

PORTFOLIOMETRIX