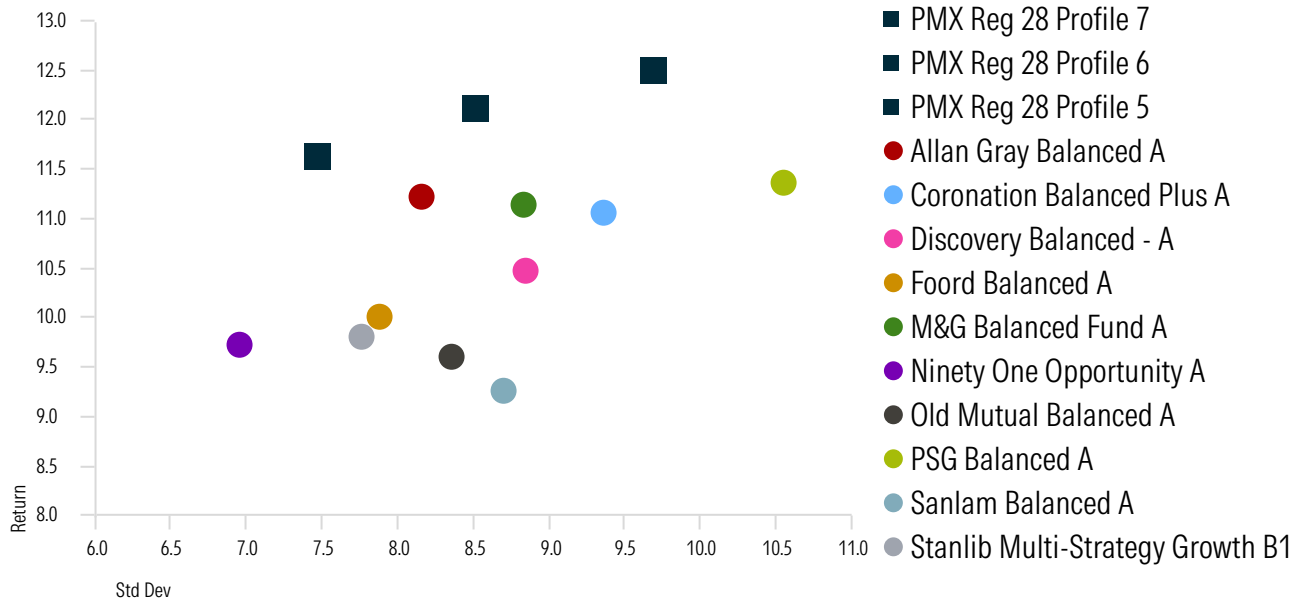


Performance Standard Approach, SA Domiciled Portfolios

Industry Comparison (Since Inception, Monthly Risk)

Time Period: Since Common Inception (01/12/2010) to 31/12/2025



Performance

Time Period: Since Common Inception (01/12/2010) to 31/12/2025

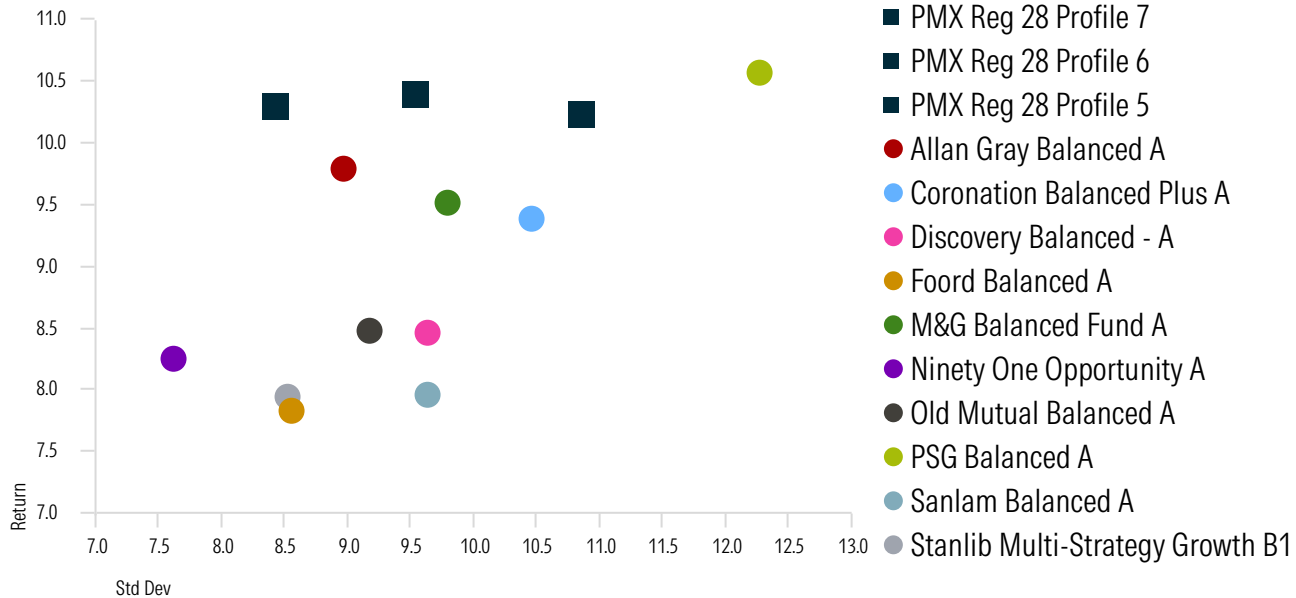
	Std Dev	Cumulative Return	Annualised Return
PMX Reg 28 Profile 7	9.69	490.20	12.49
PMX Reg 28 Profile 6	8.51	461.28	12.12
PMX Reg 28 Profile 5	7.47	424.64	11.62
Allan Gray Balanced A	8.16	396.96	11.22
Coronation Balanced Plus A	9.36	386.12	11.05
Discovery Balanced - A	8.85	349.16	10.47
Foord Balanced A	7.88	321.50	10.01
M&G Balanced Fund A	8.83	392.24	11.15
Ninety One Opportunity A	6.96	305.86	9.73
Old Mutual Balanced A	8.36	298.36	9.60
PSG Balanced A	10.56	406.46	11.36
Sanlam Balanced A	8.70	279.95	9.25
Stanlib Multi-Strategy Growth B1	7.76	310.33	9.81

DISCLAIMER: This document is only for professional financial advisers, their clients and their prospective clients. The information given here is for information purposes only and is not intended to constitute financial, legal, tax, investment or other professional advice. It should not be relied upon as such and PortfolioMetric cannot accept any liability for loss for doing so. Any forecasts, expected future returns or expected future volatilities are not guaranteed and should not be relied upon. **The value of investments, and the income from them, can go down as well as up, and you may not recover the amount of your original investment. Past performance is not a reliable indicator of future performance.** Portfolio holdings and asset allocation can change at any time without notice. PortfolioMetric Asset Management SA (Pty) Ltd is an Authorised Financial Services Provider in South Africa. Full calculation methodology available on request.

Performance Standard Approach, SA Domiciled Portfolios

Industry Comparison (10 Year, Monthly Risk)

Time Period: 01/01/2016 to 31/12/2025



Performance

Time Period: 01/01/2016 to 31/12/2025

	Std Dev	Cumulative Return	Annualised Return
PMX Reg 28 Profile 7	10.87	164.49	10.22
PMX Reg 28 Profile 6	9.55	168.70	10.39
PMX Reg 28 Profile 5	8.43	166.14	10.28
Allan Gray Balanced A	8.98	154.18	9.78
Coronation Balanced Plus A	10.46	145.16	9.38
Discovery Balanced - A	9.64	125.28	8.46
Foord Balanced A	8.56	112.65	7.84
M&G Balanced Fund A	9.80	147.92	9.50
Ninety One Opportunity A	7.62	120.93	8.25
Old Mutual Balanced A	9.17	125.54	8.47
PSG Balanced A	12.26	173.03	10.57
Sanlam Balanced A	9.64	114.92	7.95
Stanlib Multi-Strategy Growth B1	8.52	114.90	7.95

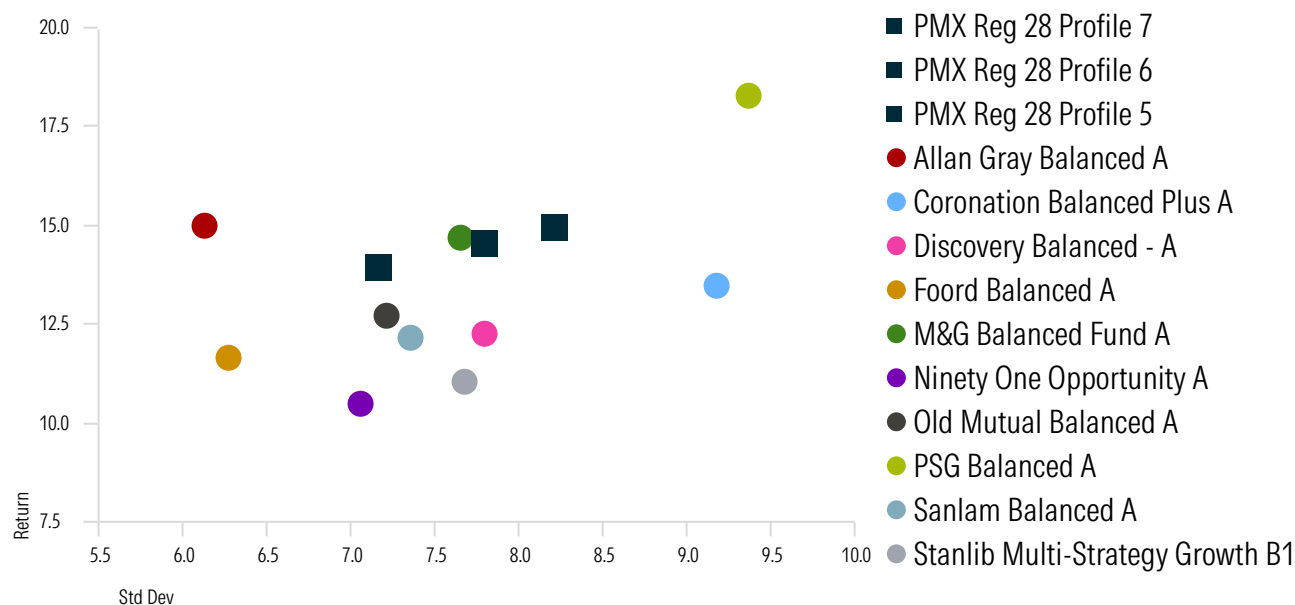
DISCLAIMER: This document is only for professional financial advisers, their clients and their prospective clients. The information given here is for information purposes only and is not intended to constitute financial, legal, tax, investment or other professional advice. It should not be relied upon as such and PortfolioMetric cannot accept any liability for loss for doing so. Any forecasts, expected future returns or expected future volatilities are not guaranteed and should not be relied upon. **The value of investments, and the income from them, can go down as well as up, and you may not recover the amount of your original investment. Past performance is not a reliable indicator of future performance.** Portfolio holdings and asset allocation can change at any time without notice. PortfolioMetric Asset Management SA (Pty) Ltd is an Authorised Financial Services Provider in South Africa. Full calculation methodology available on request.

As of 31/12/2025

Performance Standard Approach, SA Domiciled Portfolios

Industry Comparison (5 Year, Monthly Risk)

Time Period: 01/01/2021 to 31/12/2025



Performance

Time Period: 01/01/2021 to 31/12/2025

	Std Dev	Cumulative Return	Annualised Return
PMX Reg 28 Profile 7	8.21	100.74	14.95
PMX Reg 28 Profile 6	7.80	96.95	14.52
PMX Reg 28 Profile 5	7.17	91.76	13.91
Allan Gray Balanced A	6.14	101.14	15.00
Coronation Balanced Plus A	9.18	88.19	13.48
Discovery Balanced - A	7.80	78.33	12.27
Foord Balanced A	6.28	73.38	11.63
M&G Balanced Fund A	7.66	98.29	14.67
Ninety One Opportunity A	7.06	64.90	10.52
Old Mutual Balanced A	7.22	81.90	12.71
PSG Balanced A	9.37	131.57	18.29
Sanlam Balanced A	7.37	77.33	12.14
Stanlib Multi-Strategy Growth B1	7.68	68.77	11.04

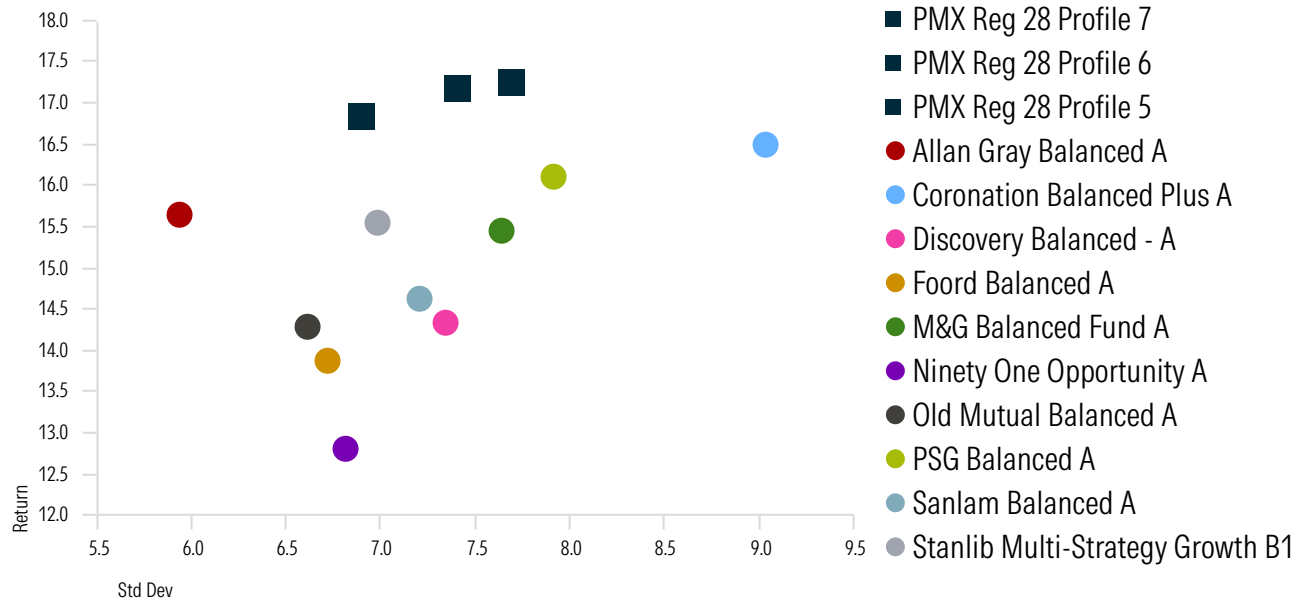
DISCLAIMER: This document is only for professional financial advisers, their clients and their prospective clients. The information given here is for information purposes only and is not intended to constitute financial, legal, tax, investment or other professional advice. It should not be relied upon as such and PortfolioMetrix cannot accept any liability for loss for doing so. Any forecasts, expected future returns or expected future volatilities are not guaranteed and should not be relied upon. **The value of investments, and the income from them, can go down as well as up, and you may not recover the amount of your original investment. Past performance is not a reliable indicator of future performance.** Portfolio holdings and asset allocation can change at any time without notice. PortfolioMetrix Asset Management SA (Pty) Ltd is an Authorised Financial Services Provider in South Africa. Full calculation methodology available on request.

As of 31/12/2025

Performance Standard Approach, SA Domiciled Portfolios

Industry Comparison (3 Year, Monthly Risk)

Time Period: 01/01/2023 to 31/12/2025



Performance

Time Period: 01/01/2023 to 31/12/2025

	Std Dev	Cumulative Return	Annualised Return
PMX Reg 28 Profile 7	7.69	61.15	17.24
PMX Reg 28 Profile 6	7.41	60.87	17.17
PMX Reg 28 Profile 5	6.90	59.45	16.83
Allan Gray Balanced A	5.94	54.64	15.64
Coronation Balanced Plus A	9.03	58.05	16.48
Discovery Balanced - A	7.35	49.45	14.33
Foord Balanced A	6.72	47.70	13.88
M&G Balanced Fund A	7.64	53.88	15.45
Ninety One Opportunity A	6.82	43.58	12.81
Old Mutual Balanced A	6.62	49.30	14.29
PSG Balanced A	7.92	56.50	16.10
Sanlam Balanced A	7.20	50.63	14.63
Stanlib Multi-Strategy Growth B1	6.99	54.26	15.55

DISCLAIMER: This document is only for professional financial advisers, their clients and their prospective clients. The information given here is for information purposes only and is not intended to constitute financial, legal, tax, investment or other professional advice. It should not be relied upon as such and PortfolioMetrix cannot accept any liability for loss for doing so. Any forecasts, expected future returns or expected future volatilities are not guaranteed and should not be relied upon. **The value of investments, and the income from them, can go down as well as up, and you may not recover the amount of your original investment. Past performance is not a reliable indicator of future performance.** Portfolio holdings and asset allocation can change at any time without notice. PortfolioMetrix Asset Management SA (Pty) Ltd is an Authorised Financial Services Provider in South Africa. Full calculation methodology available on request.

PORTFOLIOMETRIX

Portfolio Analytics

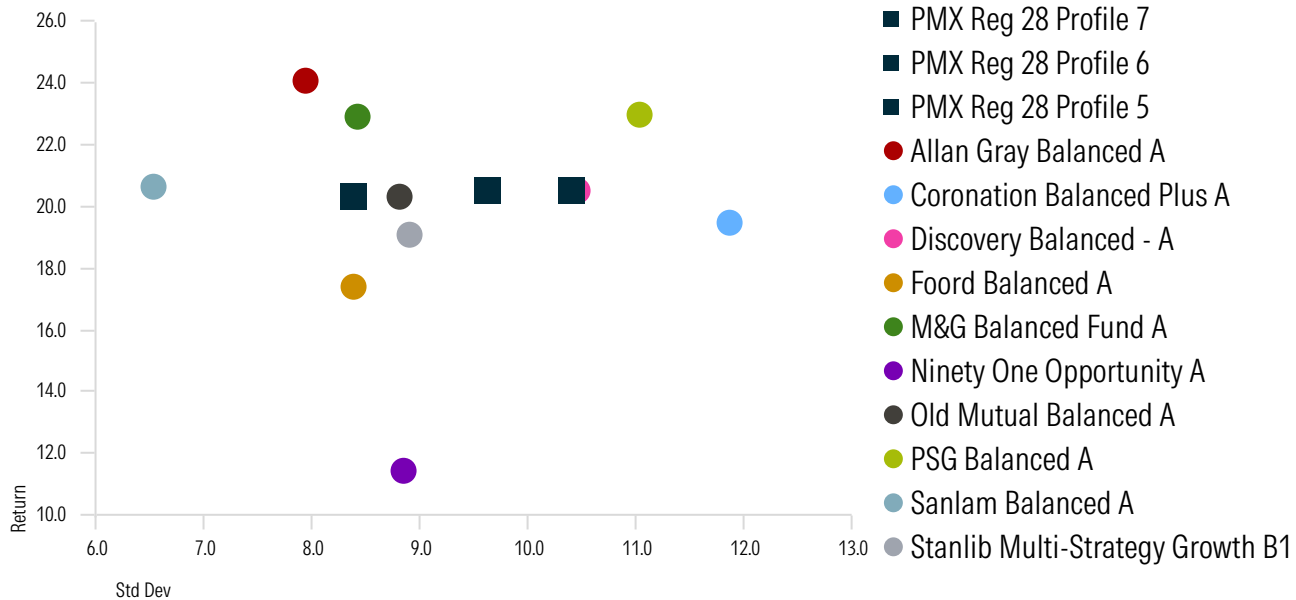


As of 31/12/2025

Performance Standard Approach, SA Domiciled Portfolios

Industry Comparison (1 Year, Daily Risk)

Time Period: 01/01/2025 to 31/12/2025



Performance

Time Period: 01/01/2025 to 31/12/2025

	Std Dev	Cumulative Return	Annualised Return
PMX Reg 28 Profile 7	10.41	20.52	20.52
PMX Reg 28 Profile 6	9.64	20.51	20.51
PMX Reg 28 Profile 5	8.40	20.31	20.31
Allan Gray Balanced A	7.94	24.05	24.05
Coronation Balanced Plus A	11.87	19.46	19.46
Discovery Balanced - A	10.46	20.47	20.47
Foord Balanced A	8.40	17.40	17.40
M&G Balanced Fund A	8.43	22.88	22.88
Ninety One Opportunity A	8.86	11.43	11.43
Old Mutual Balanced A	8.83	20.28	20.28
PSG Balanced A	11.03	22.94	22.94
Sanlam Balanced A	6.55	20.65	20.65
Stanlib Multi-Strategy Growth B1	8.91	19.06	19.06

DISCLAIMER: This document is only for professional financial advisers, their clients and their prospective clients. The information given here is for information purposes only and is not intended to constitute financial, legal, tax, investment or other professional advice. It should not be relied upon as such and PortfolioMetrix cannot accept any liability for loss for doing so. Any forecasts, expected future returns or expected future volatilities are not guaranteed and should not be relied upon. **The value of investments, and the income from them, can go down as well as up, and you may not recover the amount of your original investment. Past performance is not a reliable indicator of future performance.** Portfolio holdings and asset allocation can change at any time without notice. PortfolioMetrix Asset Management SA (Pty) Ltd is an Authorised Financial Services Provider in South Africa. Full calculation methodology available on request.

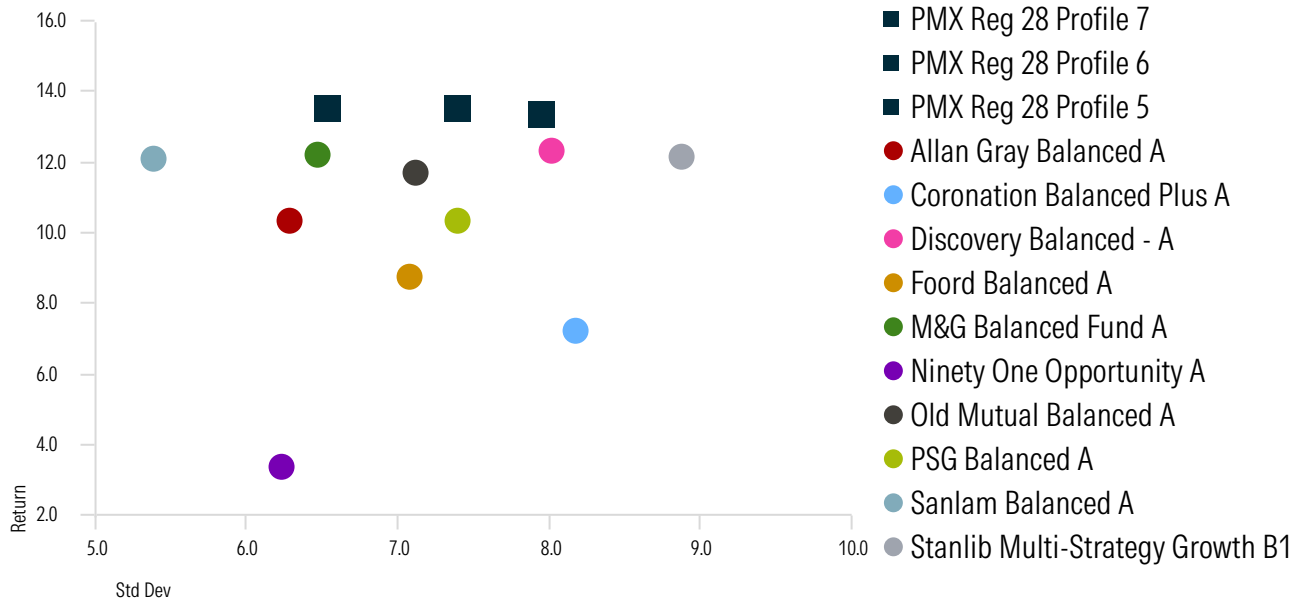
PORTFOLIOMETRIX

As of 31/12/2025

Performance Standard Approach, SA Domiciled Portfolios

Industry Comparison (6 Month, Daily Risk)

Time Period: 01/07/2025 to 31/12/2025



Performance

Time Period: 01/07/2025 to 31/12/2025

	Std Dev	Cumulative Return	Annualised Return
PMX Reg 28 Profile 7	7.95	13.30	13.30
PMX Reg 28 Profile 6	7.40	13.48	13.48
PMX Reg 28 Profile 5	6.54	13.50	13.50
Allan Gray Balanced A	6.29	10.32	10.32
Coronation Balanced Plus A	8.18	7.24	7.24
Discovery Balanced - A	8.02	12.32	12.32
Foord Balanced A	7.08	8.75	8.75
M&G Balanced Fund A	6.47	12.20	12.20
Ninety One Opportunity A	6.24	3.40	3.40
Old Mutual Balanced A	7.11	11.68	11.68
PSG Balanced A	7.40	10.34	10.34
Sanlam Balanced A	5.39	12.10	12.10
Stanlib Multi-Strategy Growth B1	8.88	12.12	12.12

DISCLAIMER: This document is only for professional financial advisers, their clients and their prospective clients. The information given here is for information purposes only and is not intended to constitute financial, legal, tax, investment or other professional advice. It should not be relied upon as such and PortfolioMetrix cannot accept any liability for loss for doing so. Any forecasts, expected future returns or expected future volatilities are not guaranteed and should not be relied upon. **The value of investments, and the income from them, can go down as well as up, and you may not recover the amount of your original investment. Past performance is not a reliable indicator of future performance.** Portfolio holdings and asset allocation can change at any time without notice. PortfolioMetrix Asset Management SA (Pty) Ltd is an Authorised Financial Services Provider in South Africa. Full calculation methodology available on request.

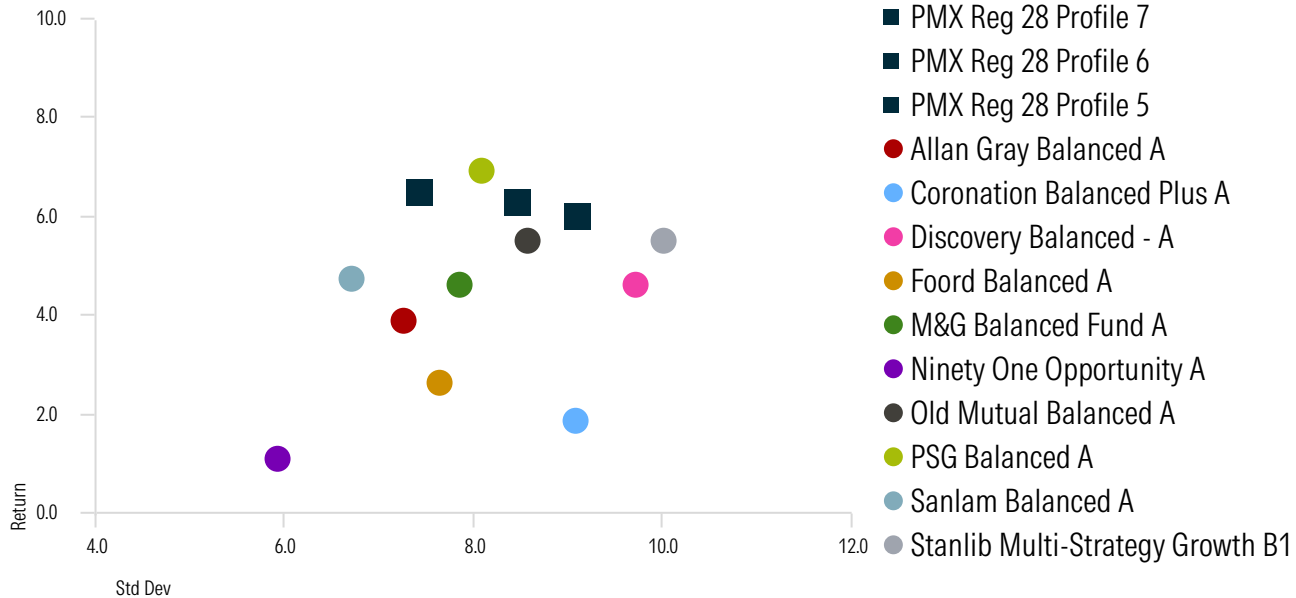
PORTFOLIOMETRIX

As of 31/12/2025

Performance Standard Approach, SA Domiciled Portfolios

Industry Comparison (3 Month, Daily Risk)

Time Period: 01/10/2025 to 31/12/2025



Performance

Time Period: 01/10/2025 to 31/12/2025

	Std Dev	Cumulative Return	Annualised Return
PMX Reg 28 Profile 7	9.11	6.00	6.00
PMX Reg 28 Profile 6	8.46	6.26	6.26
PMX Reg 28 Profile 5	7.44	6.49	6.49
Allan Gray Balanced A	7.27	3.88	3.88
Coronation Balanced Plus A	9.09	1.89	1.89
Discovery Balanced - A	9.72	4.62	4.62
Foord Balanced A	7.65	2.66	2.66
M&G Balanced Fund A	7.87	4.63	4.63
Ninety One Opportunity A	5.94	1.12	1.12
Old Mutual Balanced A	8.58	5.52	5.52
PSG Balanced A	8.09	6.91	6.91
Sanlam Balanced A	6.72	4.75	4.75
Stanlib Multi-Strategy Growth B1	10.02	5.49	5.49

DISCLAIMER: This document is only for professional financial advisers, their clients and their prospective clients. The information given here is for information purposes only and is not intended to constitute financial, legal, tax, investment or other professional advice. It should not be relied upon as such and PortfolioMetrix cannot accept any liability for loss for doing so. Any forecasts, expected future returns or expected future volatilities are not guaranteed and should not be relied upon. **The value of investments, and the income from them, can go down as well as up, and you may not recover the amount of your original investment. Past performance is not a reliable indicator of future performance.** Portfolio holdings and asset allocation can change at any time without notice. PortfolioMetrix Asset Management SA (Pty) Ltd is an Authorised Financial Services Provider in South Africa. Full calculation methodology available on request.

PORTFOLIOMETRIX

Portfolio Analytics

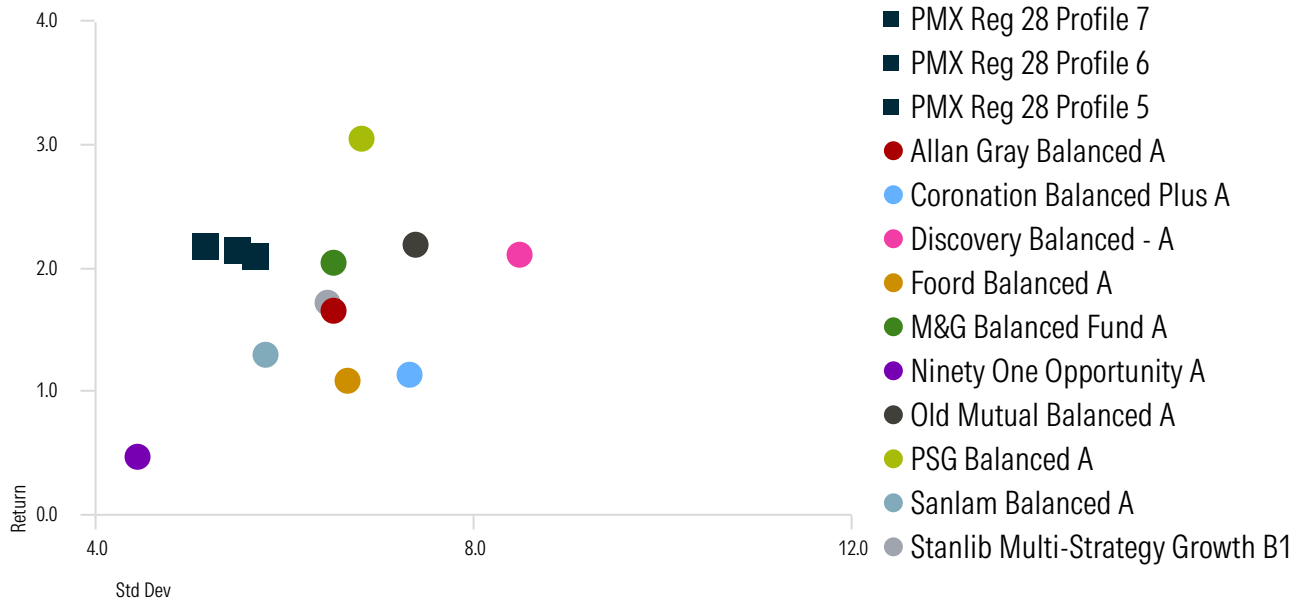


As of 31/12/2025

Performance Standard Approach, SA Domiciled Portfolios

Industry Comparison (1 Month, Daily Risk)

Time Period: 01/12/2025 to 31/12/2025



Performance

Time Period: 01/12/2025 to 31/12/2025

	Std Dev	Cumulative Return	Annualised Return
PMX Reg 28 Profile 7	5.71	2.08	2.08
PMX Reg 28 Profile 6	5.51	2.13	2.13
PMX Reg 28 Profile 5	5.18	2.17	2.17
Allan Gray Balanced A	6.53	1.65	1.65
Coronation Balanced Plus A	7.33	1.14	1.14
Discovery Balanced - A	8.50	2.11	2.11
Foord Balanced A	6.67	1.09	1.09
M&G Balanced Fund A	6.52	2.04	2.04
Ninety One Opportunity A	4.45	0.47	0.47
Old Mutual Balanced A	7.40	2.18	2.18
PSG Balanced A	6.81	3.04	3.04
Sanlam Balanced A	5.80	1.29	1.29
Stanlib Multi-Strategy Growth B1	6.47	1.72	1.72

DISCLAIMER: This document is only for professional financial advisers, their clients and their prospective clients. The information given here is for information purposes only and is not intended to constitute financial, legal, tax, investment or other professional advice. It should not be relied upon as such and PortfolioMetrix cannot accept any liability for loss for doing so. Any forecasts, expected future returns or expected future volatilities are not guaranteed and should not be relied upon. **The value of investments, and the income from them, can go down as well as up, and you may not recover the amount of your original investment. Past performance is not a reliable indicator of future performance.** Portfolio holdings and asset allocation can change at any time without notice. PortfolioMetrix Asset Management SA (Pty) Ltd is an Authorised Financial Services Provider in South Africa. Full calculation methodology available on request.

PORTFOLIOMETRIX