

Global Share Portfolio FACTSHEET



As as 31/07/2025

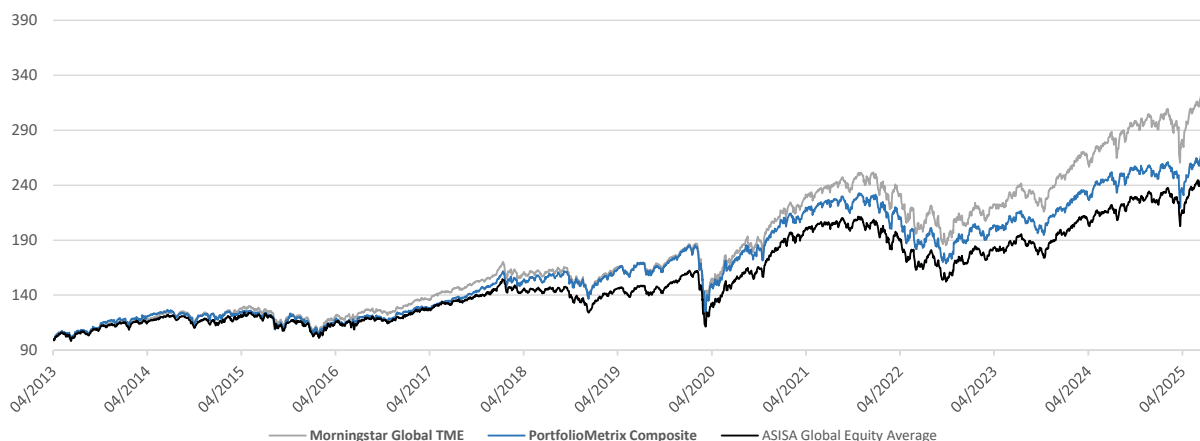
GENERAL INFORMATION

Asset Class:	Global Equity	Composite Size:	\$ 16,133,972
PMX Benchmark:	Morningstar Global Target Market Exposure	Asset Management Fee (ex. VAT):	0.80%
Manager Name:	PMX AM team	Broking Fees per trade:	0.25%
Composite Inception:	17 April 2013	Custody Fee p.a.:	0.20%

OBJECTIVE

The PortfolioMetrix Global Strategic Share Portfolio is a fully diversified, global, USD denominated share portfolio which emphasises long-term growth in capital. The portfolio sits at the top end of the risk spectrum and is exposed to both equity market risk and exchange rate volatility. The intention of the portfolio is to strategically invest in a rigorously derived portfolio that seldomly needs to be actively traded. Given this intention, valuations are important but quality is considered to be more so. Furthermore, careful diversification within market sectors still allows for a significant degree of risk management, making the portfolio an ideal vehicle for long-term wealth accumulation, however volatile returns are to be expected.

PERFORMANCE GRAPH



Performance is calculated daily, using actual composite account performance, after all trading, custody, and PortfolioMetrix Management fees. In USD.
Benchmark was changed from MSCI ACWI to Morningstar Global TME, on 01/01/2025, with history maintained.

KEY PERFORMANCE STATISTICS

Excess Return (ann.)	-1.6%
Volatility	15.2%
Tracking Error	4.3%
Maximum Drawdown	41.7%
Sharpe Ratio	0.44
Information Ratio	-0.38
Beta	0.96

TIME PERIOD ANALYSIS

Annualised Returns^	1 Month	YTD	1 Yr	3 Yr	5Yr	Inception*
Fund	1.3%	9.5%	11.5%	11.7%	9.5%	8.4%
Benchmark	1.4%	11.4%	15.8%	15.2%	12.8%	10.1%
ASISA Average	1.4%	11.3%	15.5%	13.0%	10.1%	7.7%
Cumulative Returns	1 Month	YTD	1 Yr	3 Yr	5Yr	Inception*
Fund	1.3%	9.5%	11.5%	39.2%	57.4%	171.8%
Benchmark	1.4%	11.4%	15.8%	53.0%	82.3%	227.3%
ASISA Average	1.4%	11.3%	15.5%	44.2%	61.5%	150.2%

Performance is calculated daily, using actual composite account performance, after all trading and PortfolioMetrix Management fees. Portfolio currency is USD.
^Where applicable the return figures are annualised for periods greater than 1 year.

DISCLAIMER

This document is only for professional financial advisers, their clients and their prospective clients. The information given here is for information purposes only and is not intended to constitute financial, legal, tax, investment or other professional advice. It should not be relied upon as such and PortfolioMetrix cannot accept any liability for loss for doing so. Any forecasts, expected future returns or expected future volatilities are not guaranteed and should not be relied upon. The value of investments, and the income from them, can go down as well as up, and you may not recover the amount of your original investment. Past performance is not necessarily a guide to future performance. Portfolio holdings and asset allocation can change at any time without notice. PortfolioMetrix Asset Management SA (Pty) Ltd is an Authorised Financial Services Provider in South Africa. Full calculation methodology available on request.

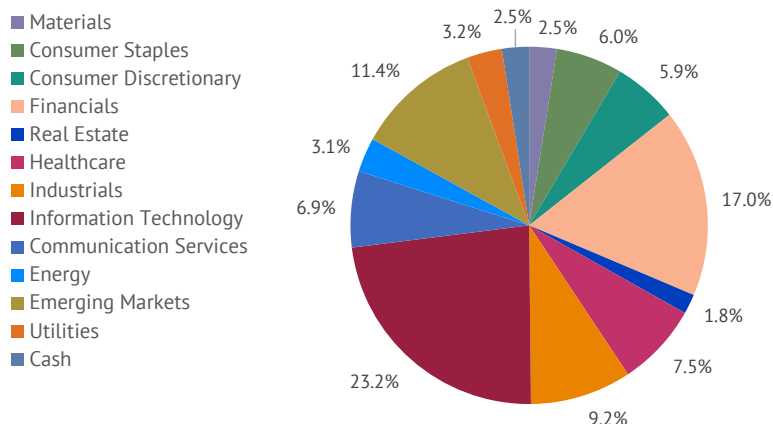
PORTFOLIOMETRIX

Global Share Portfolio FACTSHEET

As as 31/07/2025



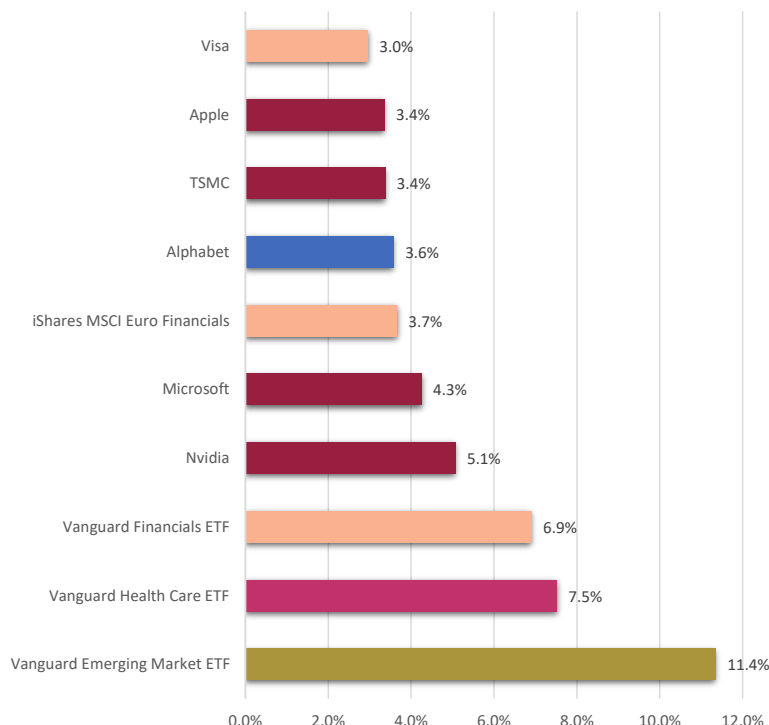
PORTFOLIO SECTOR WEIGHTS



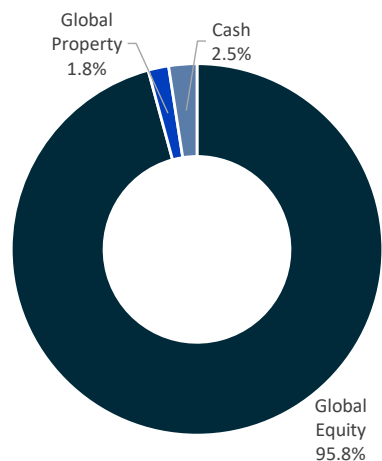
KEY PORTFOLIO STATISTICS

Dividend Yield	2.08%
Price to Earnings Ratio	23.5
Price to Cash Flow Ratio	18.3
Price to Book Ratio	8.2
Current Ratio	1.0
Return on Equity	27%

TOP 10 PORTFOLIO HOLDINGS



ASSET ALLOCATION



DISCLAIMER

This document is only for professional financial advisers, their clients and their prospective clients. The information given here is for information purposes only and is not intended to constitute financial, legal, tax, investment or other professional advice. It should not be relied upon as such and PortfolioMetric cannot accept any liability for loss for doing so. Any forecasts, expected future returns or expected future volatilities are not guaranteed and should not be relied upon. **The value of investments, and the income from them, can go down as well as up, and you may not recover the amount of your original investment. Past performance is not necessarily a guide to future performance.** Portfolio holdings and asset allocation can change at any time without notice. PortfolioMetric Asset Management SA (Pty) Ltd is an Authorised Financial Services Provider in South Africa. Full calculation methodology available on request.

PORTFOLIOMETRIX

